

RUSSIANS IN GERMANY

BORIS NEMTSOV FOUNDATION

OCTOBER, 2016

© 2016 Ipsos. All rights reserved. Boris Nemtsov Foundation



AGENDA

RUSSIANS IN GERMANY

1



MAIN
FINDINGS

2



METHODOLOGY

3



SOCIAL INTE-
GRATION AND
MEDIA USE

4



ATTITUDE TO AND
PERCEPTION OF
DEMOCRACY

5



RUSSIAN
FOREIGN
AFFAIRS

6



ATTITUDES
TOWARDS
EUROPE

7



ATTITUDES TO
MINORITY
GROUPS

MAIN FINDINGS

RUSSIANS IN GERMANY

MAIN FINDINGS

RUSSIANS IN GERMANY

- ▶ The Boris Nemtsov Foundation conducted the survey “Russians in Germany” in August and September 2016. 606 residents with Russian background took part in the research. The survey provides insights in respondents’ attitudes, norms, values and perceptions concerning social integration, media use, democracy, foreign affairs, Europe and minority groups. The aim of the Boris Nemtsov Foundation is to support the development of democracy and freedom in Russia and to promote the Russian-European-dialogue.
- ▶ 95 percent of respondents were born outside Germany. The majority (94 percent) came to Germany between 1990 and 2009. Family reunification was the main motivation to migrate. Four out of five feel integrated in German society. 44 percent of respondents define themselves as German, nearly one fifth define themselves as Europeans. Those respondents who are able to speak German are most likely to identify themselves as Germans. Language skills are key to social integration.
- ▶ Respondents consume media in Russian and German language. Despite this, they have more trust in Russian media than in Western media.

MAIN FINDINGS

RUSSIANS IN GERMANY

- ▶ 62 percent of respondents are satisfied with democracy in Germany. In contrast, only 17 percent are satisfied with democracy in Russia. Only every tenth person holds the view, that human rights are taken serious in Russia, while every third person thinks the same about Germany.
- ▶ The three biggest threads to Russia are corruption, conflict with the West and economic uncertainty. Nearly every second respondent believes that the West has prejudice towards Russia. 44 percent say that Russia is a source of international political stability.
- ▶ Close to one quarter believes that Russian values are unique. 18 percent say that Russian values are based on a mix of European and Eastern influences. The majority of respondents (61 percent) believe that Russia and Europe should share a common ground for social norms and values.
- ▶ Most respondents believe that borders should be closed to refugees. The majority does not believe that refugees can be successfully integrated and half think that there is a strong link between immigration and crime. Despite this, close to 40 percent believe that immigration enriches German culture.

METHODOLOGY

RUSSIANS IN GERMANY



METHODOLOGY

RUSSIANS IN GERMANY

METHOD

- ▶ Computer Assisted Telephone Interviewing (CATI)
- ▶ Interviews were conducted in Russian and German language

NUMBER OF COMPLETES

- ▶ 606 interviews conducted in Germany

TARGET POPULATION

- ▶ Residents with Russian (including commonwealth of independent states) migration background in Germany, 18+ years old

QUESTIONNAIRE LENGTH

- ▶ Average length: 27,3 minutes

SAMPLING

- ▶ Onomastic sample including mobile phones

FIELDWORK

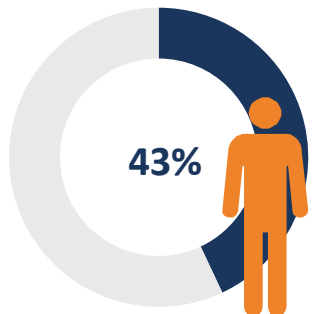
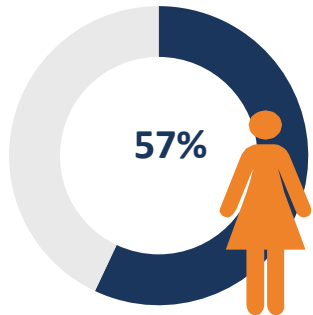
- ▶ 8th August to 2nd September 2016

DEMOGRAPHICS.

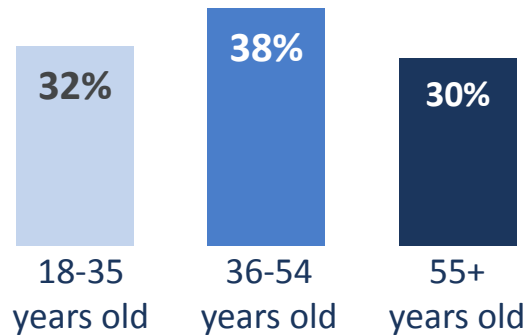
► GENDER, AGE AND PLACE OF BIRTH

KEY FINDINGS

GENDER

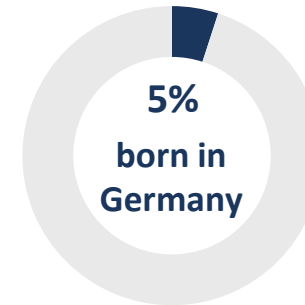


AGE GROUPS



AVERAGE AGE OF RESPONDENTS: 51 YEARS

PLACE OF BIRTH



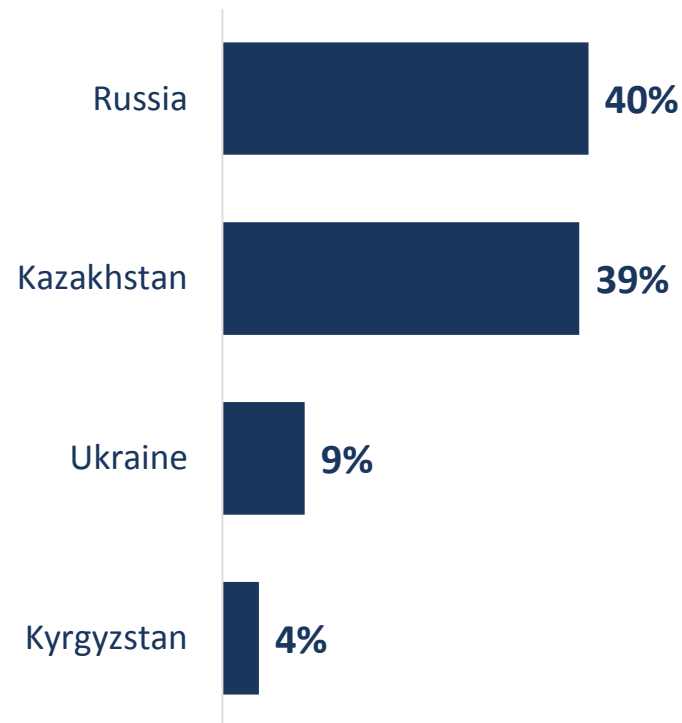
- More women than men took part in the survey.
- Respondents are aged between 18 and 88 years. The mean age is 51 years.
- Almost all respondents (95 percent) are first generation immigrants and only 5 percent have been born in Germany.

DEMOGRAPHICS.

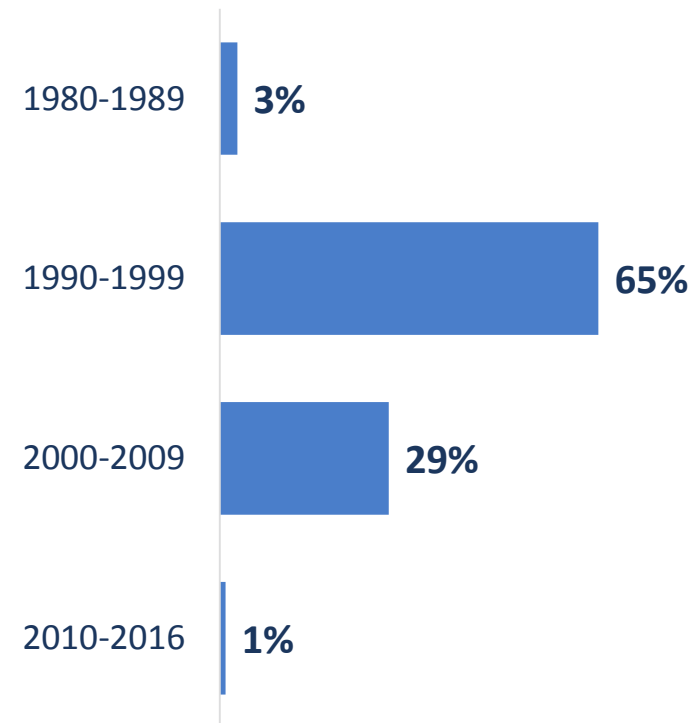
▶ COUNTRY OF ORIGIN AND YEARS OF RESIDENCE IN GERMANY

KEY FINDINGS

HOME COUNTRY – TOP 4



YEAR THEY FIRST CAME TO LIVE IN GERMANY



- ▶ The majority comes from Russia and Kazakhstan.
- ▶ Around two thirds of respondents came first to Germany in the 1990's.
- ▶ Around 30 percent of respondents arrived in Germany between 2000 and 2009.

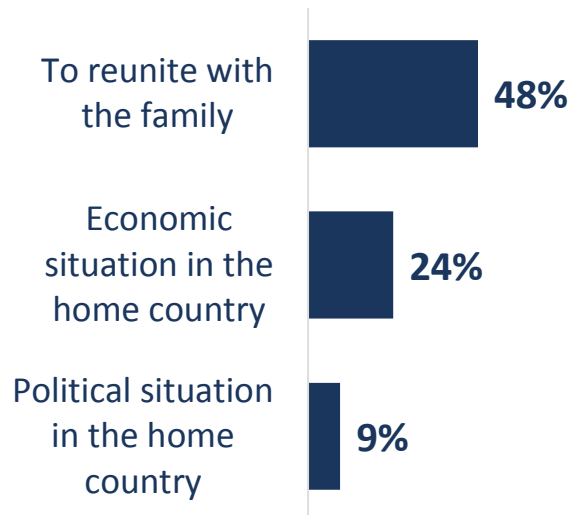
FAMILY REUNIFICATION IS THE MAIN MOTIVATION TO COME TO GERMANY. MOST RESPONDENTS ARE GERMAN RESETTLERS.

▶ MOTIVATION FOR MIGRATION AND IMMIGRATION RULE

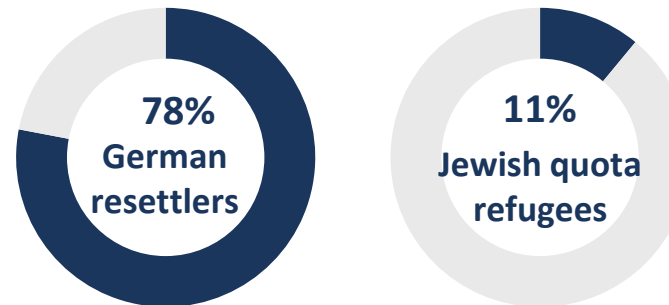
KEY FINDINGS

MAIN MOTIVATION FOR MIGRATION

TOP 3 ANSWERS



IMMIGRATION RULE



- ▶ Half of the respondents came to Germany to be reunited with their family.
- ▶ One quarter immigrated for economic reasons.
- ▶ Every tenth person came to Germany because of the political situation in their home country.
- ▶ Around 80 percent used the immigration rule “German resettlers / Russian Germans (Spätaussiedler)” to move to Germany.

SOCIAL INTEGRATION AND MEDIA USE

RUSSIANS IN GERMANY

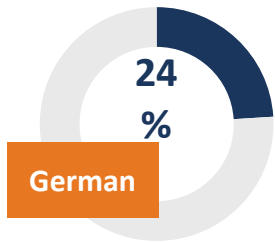
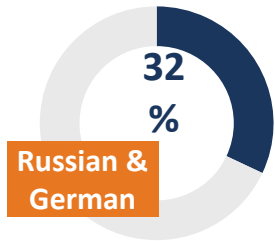
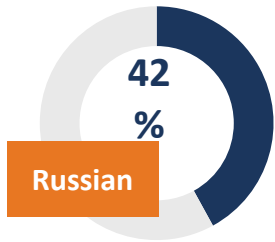


THE MAJORITY SPEAKS EITHER RUSSIAN OR A MIX OF RUSSIAN AND GERMAN AT HOME. MOST HAVE VERY GOOD RUSSIAN LANGUAGE SKILLS.

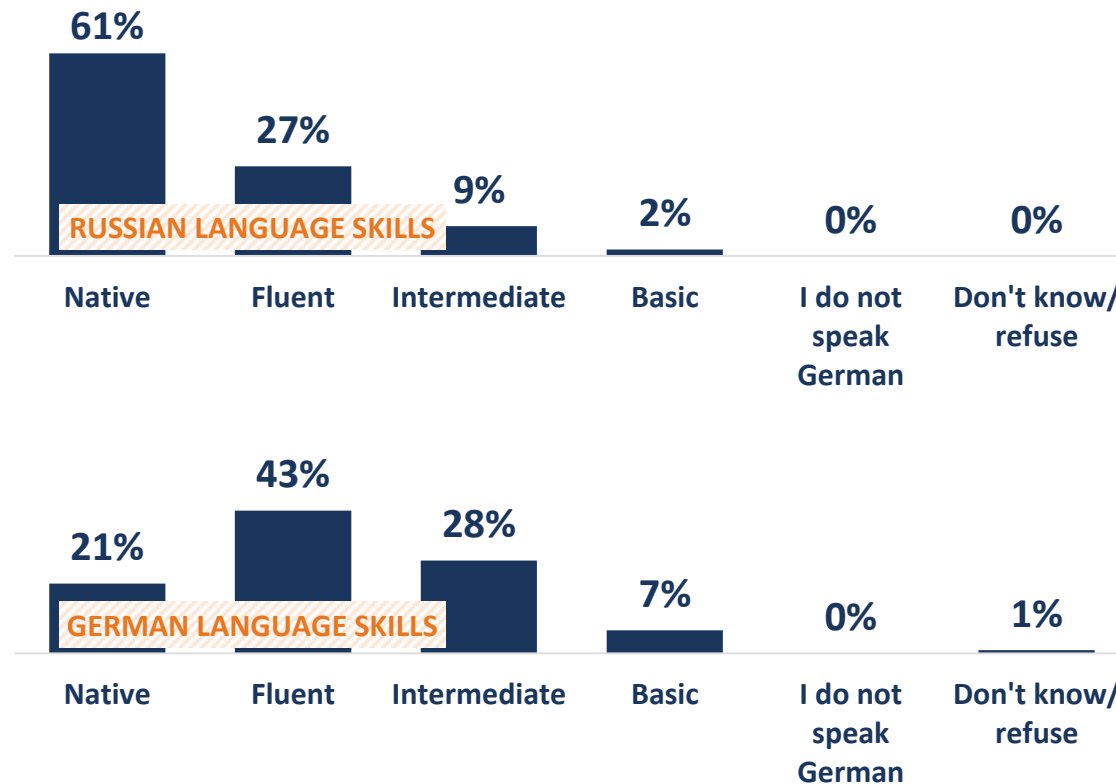
▶ SPOKEN LANGUAGE AT HOME AND LANGUAGE SKILLS

KEY FINDINGS

LANGUAGE WHICH IS MOST OFTEN SPOKEN AT HOME



LANGUAGE SKILLS RUSSIAN AND GERMAN LANGUAGE



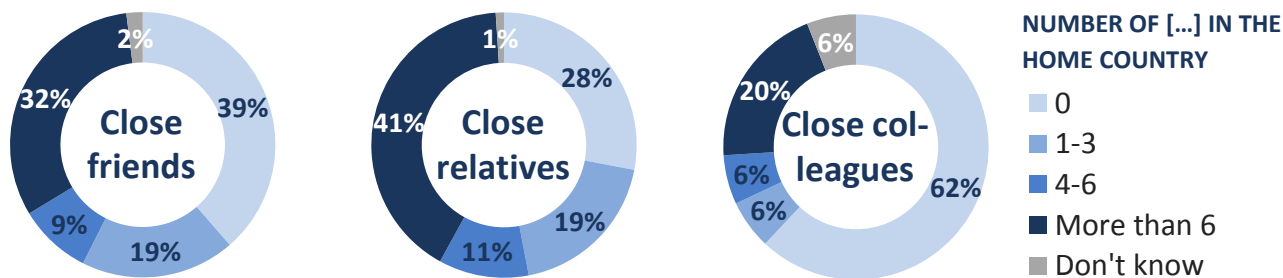
- ▶ More than 60 percent are Russian native speakers.
- ▶ 21 percent are native German speakers.
- ▶ Only 7 percent consider their German language skills as basic.
- ▶ Nearly one third use both, Russian and German language at home.

RESPONDENTS RETAIN A SOCIAL NETWORK IN THEIR HOME COUNTRY, VISITS ARE RARE, HOWEVER

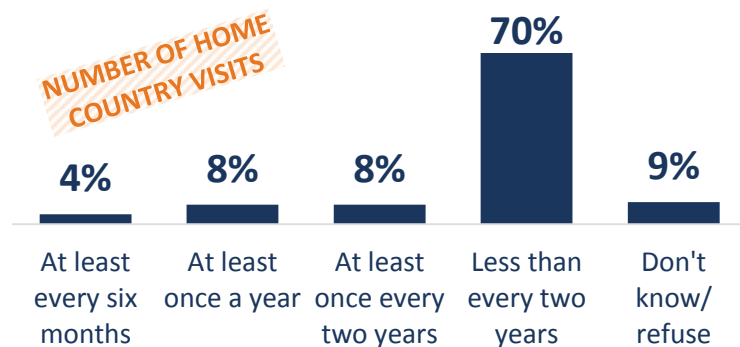
▶ SOCIAL NETWORK IN THE HOME COUNTRY

KEY FINDINGS

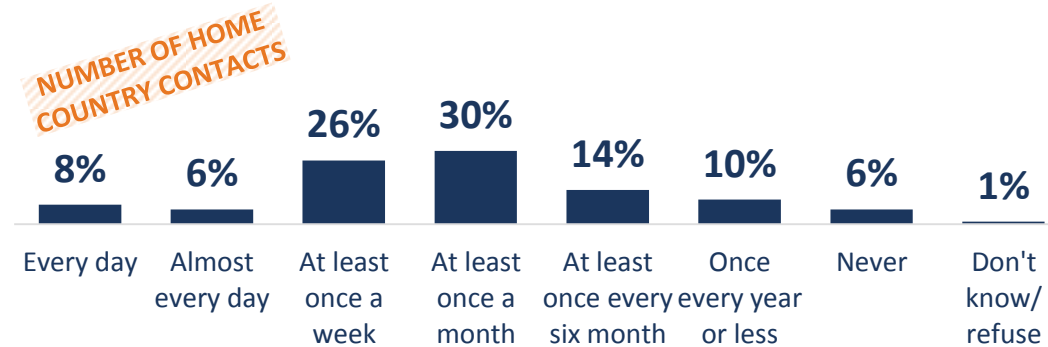
SIZE OF THE SOCIAL NETWORK IN THE HOME COUNTRY



FREQUENCY OF VISITS TO HOME COUNTRY



FREQUENCY OF CONTACTS WITH PEOPLE IN HOME COUNTRY



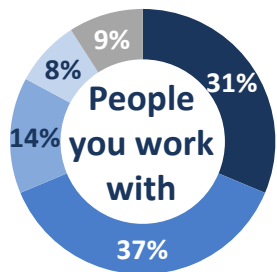
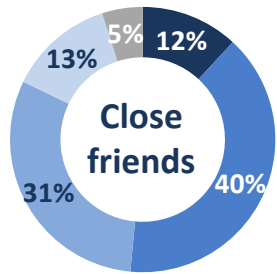
- ▶ More than 40 percent have 6 or more close relatives in their home country.
- ▶ One third have 6 or more close friends.
- ▶ 70 percent indicate to visit friend and relative in their home country less than every two years.
- ▶ However, 40 percent contact their friends and relatives at least once a week or more often.

IN GERMANY, GERMANS MAKE UP HALF OF THE SOCIAL NETWORK FOR NEARLY 40 PERCENT.

▶ SOCIAL NETWORK IN GERMANY

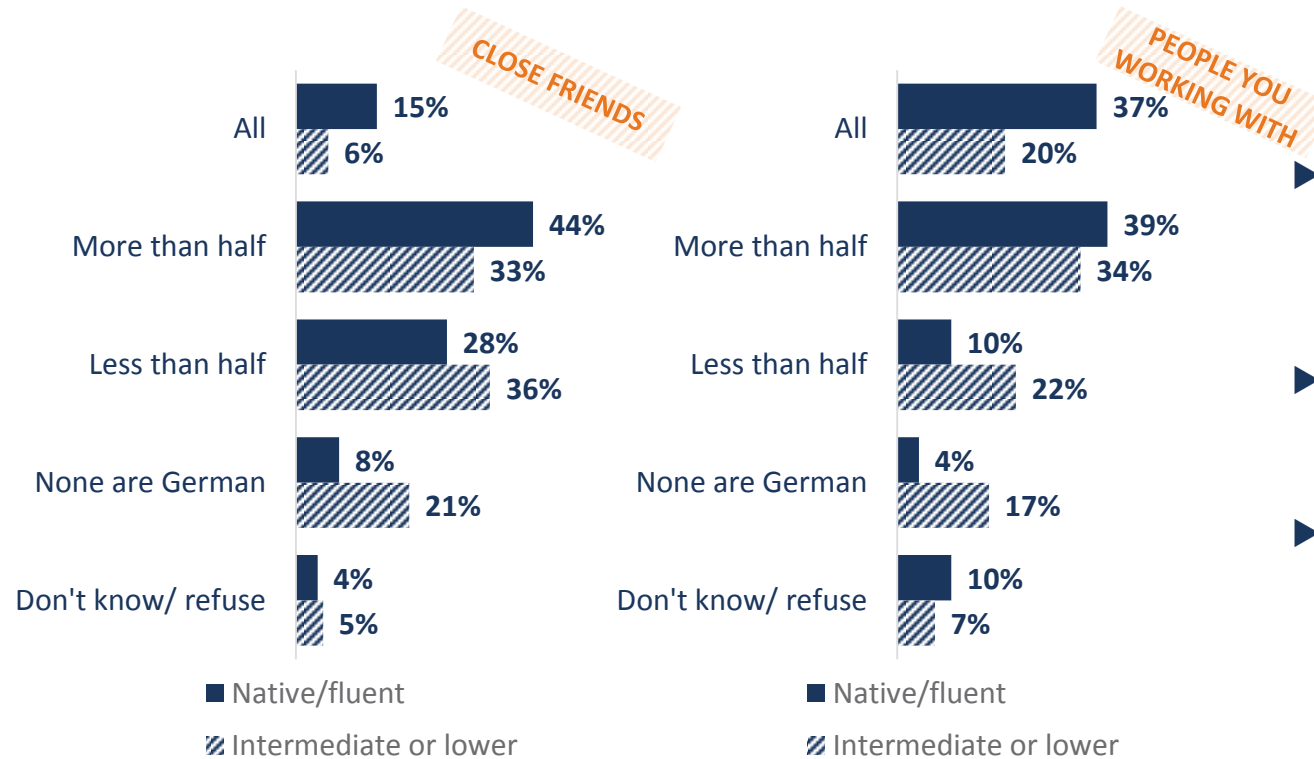
KEY FINDINGS

SOCIAL NETWORK IN GERMANY
NUMBER OF PEOPLE WHO ARE GERMAN



- All
- More than half
- Less than half
- None are German
- Don't know/ refuse

NUMBER OF PEOPLE WHO ARE GERMAN
SPLIT BY GERMAN LANGUAGE SKILLS



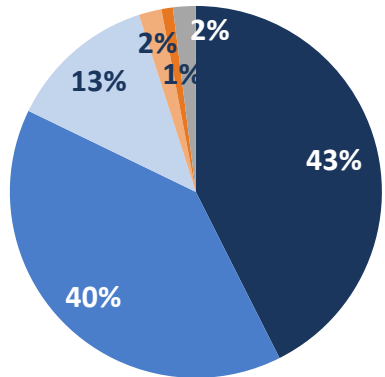
- ▶ 12 percent have only German friends. 31 percent have only German colleagues.
- ▶ 40 percent have an equal share of German and Russian friends.
- ▶ 13 percent have no German friends.
- ▶ Respondents with good German language skills are most likely to have a cross cultural social network.

FOUR OUT OF FIVE FEEL INTEGRATED. THE LEVEL OF INTEGRATION DEPENDS ON RESPONDENTS' AGE AND LANGUAGE SKILLS.

▶ LEVEL OF INTEGRATION

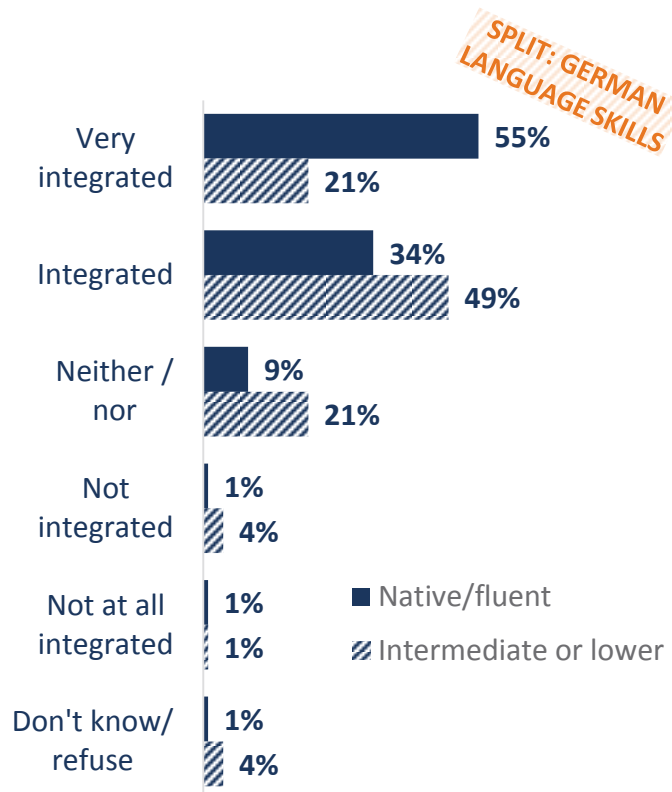
KEY FINDINGS

LEVEL OF INTEGRATION IN GERMANY

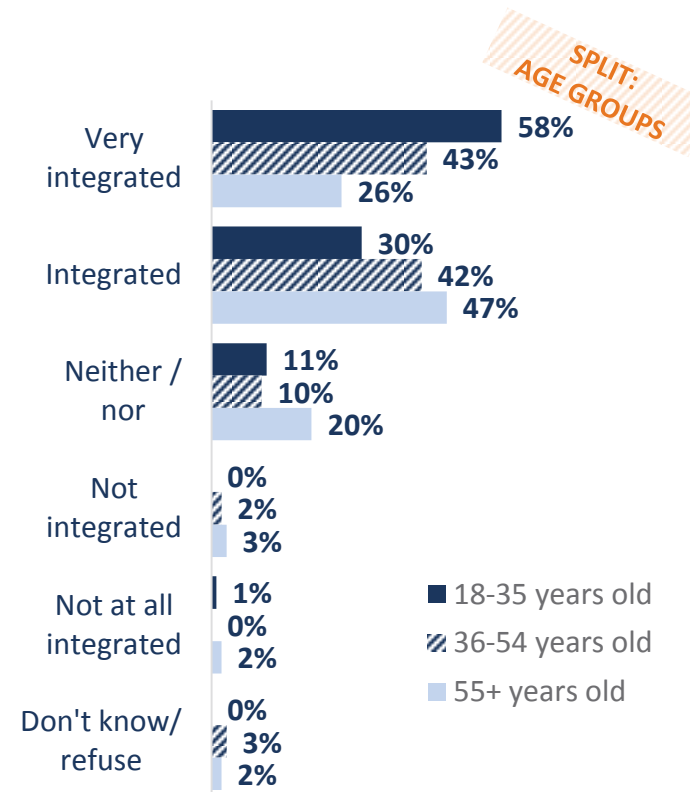


- Very integrated
- Integrated
- Neither / nor
- Not integrated
- Not at all integrated
- Don't know/ refuse

LEVEL OF INTEGRATION IN GERMANY SPLIT BY GERMAN LANGUAGE SKILLS



LEVEL OF INTEGRATION IN GERMANY SPLIT BY AGE GROUPS



- ▶ 83 percent of our respondents say to feel integrated in German society. Only 3 percent feel not integrated.
- ▶ German language skills as well as respondents' age have a big influence on the level perceived integration.
- ▶ People who speaks German feel much more integrated.
- ▶ Older people feel less integrated.

MORE THAN HALF OF OUR RESPONDENTS IDENTIFY AS GERMAN OR EUROPEAN.

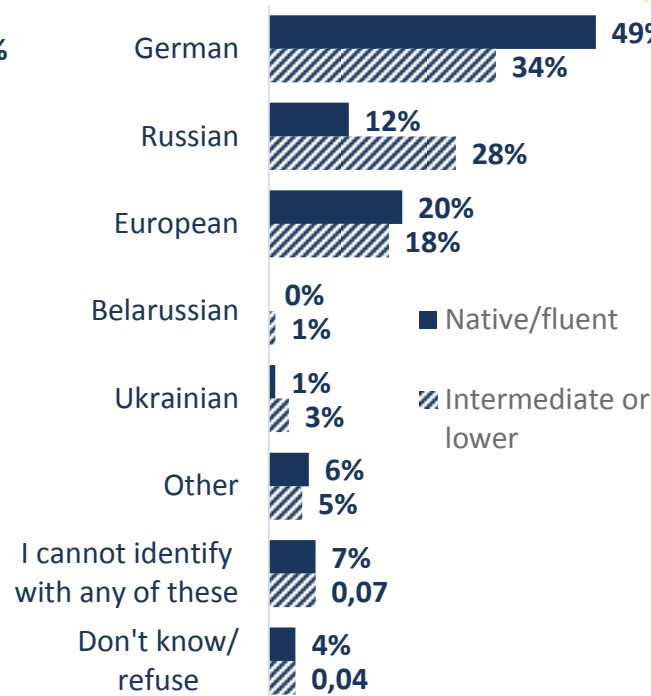
PERSONAL IDENTITY

KEY FINDINGS

DEFINITION OF PERSONAL IDENTITY



PERSONAL IDENTITY SPLIT BY GERMAN LANGUAGE SKILLS



PERSONAL IDENTITY SPLIT BY INTEGRATION LEVEL



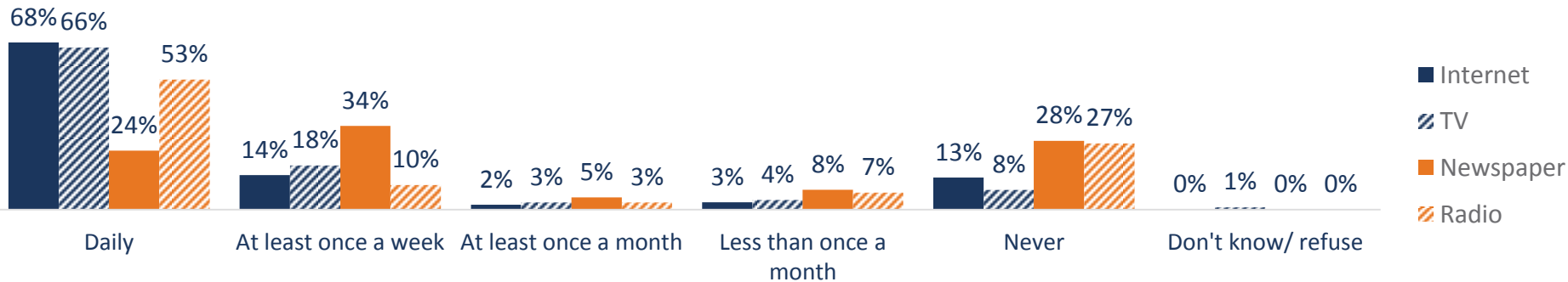
- ▶ 44 percent of respondents identify as German.
- ▶ 19 percent suggest to have a European identity.
- ▶ One fifth see themselves as Russian.
- ▶ The data suggest that self identification may depend on German language skills and the level of integration.

RESPONDENTS USE GERMAN AND RUSSIAN INTERNET AND TV TO INFORM THEMSELVES ABOUT CURRENT AFFAIRS.

▶ MEDIA USE

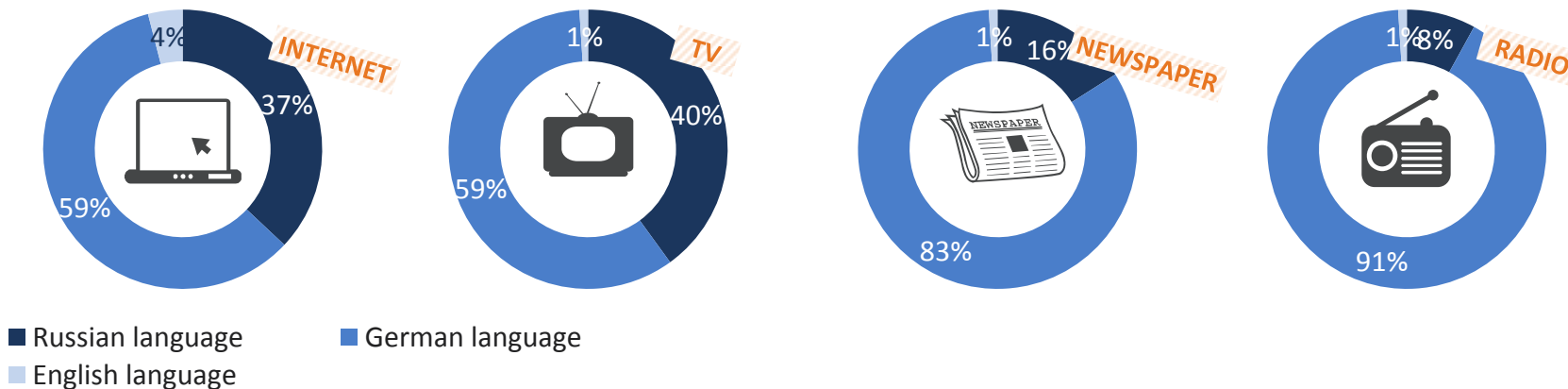
KEY FINDINGS

FREQUENCY OF MEDIA USE TO GET INFORMATION ABOUT POLITICS AND CURRENT AFFAIRS



- ▶ Two thirds of respondents use the Internet and TV every day.
- ▶ Most respondents inform themselves about current affairs from both, German and Russian language sources.
- ▶ 37 percent of Internet users only look at Russian speaking sites.
- ▶ 40 percent of TV users only watch Russian TV.

IN WHICH LANGUAGE DO YOU USE THE MEDIA?

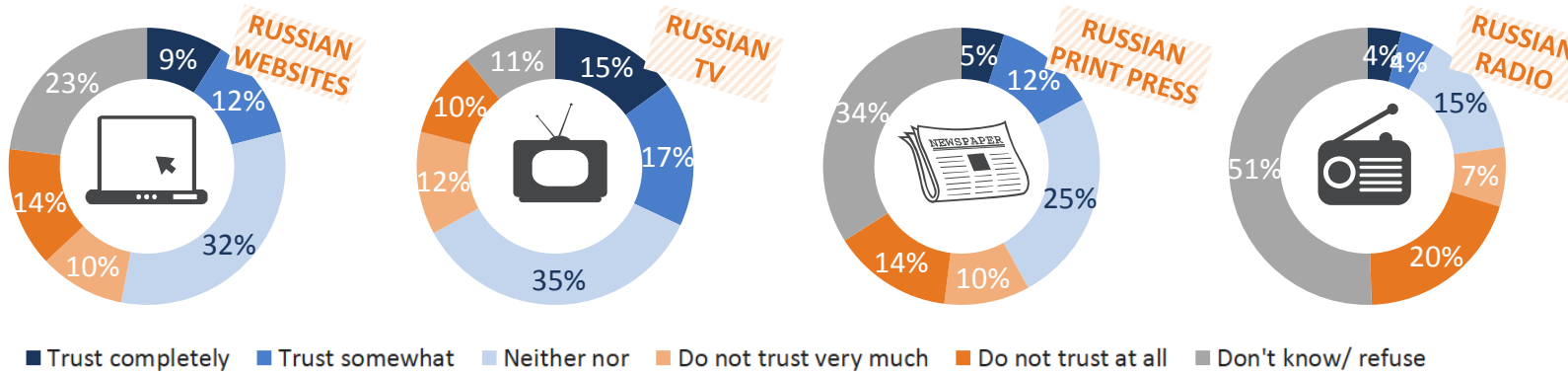


RESPONDENTS HAVE MORE TRUST IN RUSSIAN MEDIA THAN IN WESTERN MEDIA. RUSSIAN TV IS CONSIDERED THE MOST TRUSTWORTHY SOURCE OF INFORMATION.

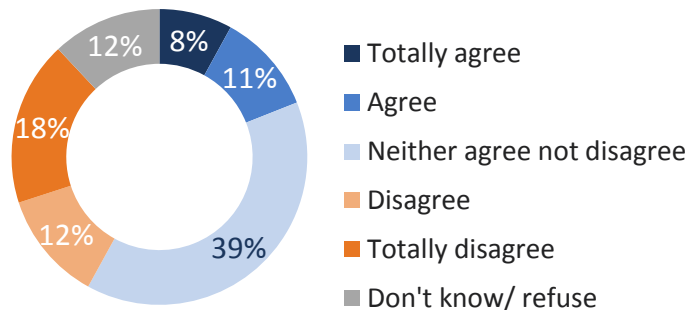
▶ TRUST IN MEDIA

KEY FINDINGS

TRUST IN RUSSIAN MEDIA



WESTERN MEDIA IS MORE TRUSTWORTHY THAN RUSSIAN MEDIA



- ▶ 32 percent of respondents consider Russian TV as the most trustworthy source for politics and current affairs.
- ▶ Russian radio is the least trusted – 27 percent do not believe that it is trustworthy.
- ▶ The trust in Russian media is considerably higher than in Western media.
- ▶ Only 19 percent trust Western media compared to 30 percent who trust Russian media.

ATTITUDE TO AND PERCEPTION OF DEMOCRACY

RUSSIANS IN GERMANY

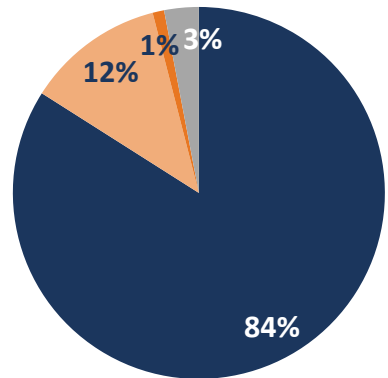


FOR MOST RESPONDENTS IT IS ESSENTIAL TO LIVE IN A DEMOCRACY. SATISFACTION WITH GERMAN DEMOCRACY IS HIGHER THAN SATISFACTION WITH RUSSIAN DEMOCRACY.

▶ DEMOCRACY

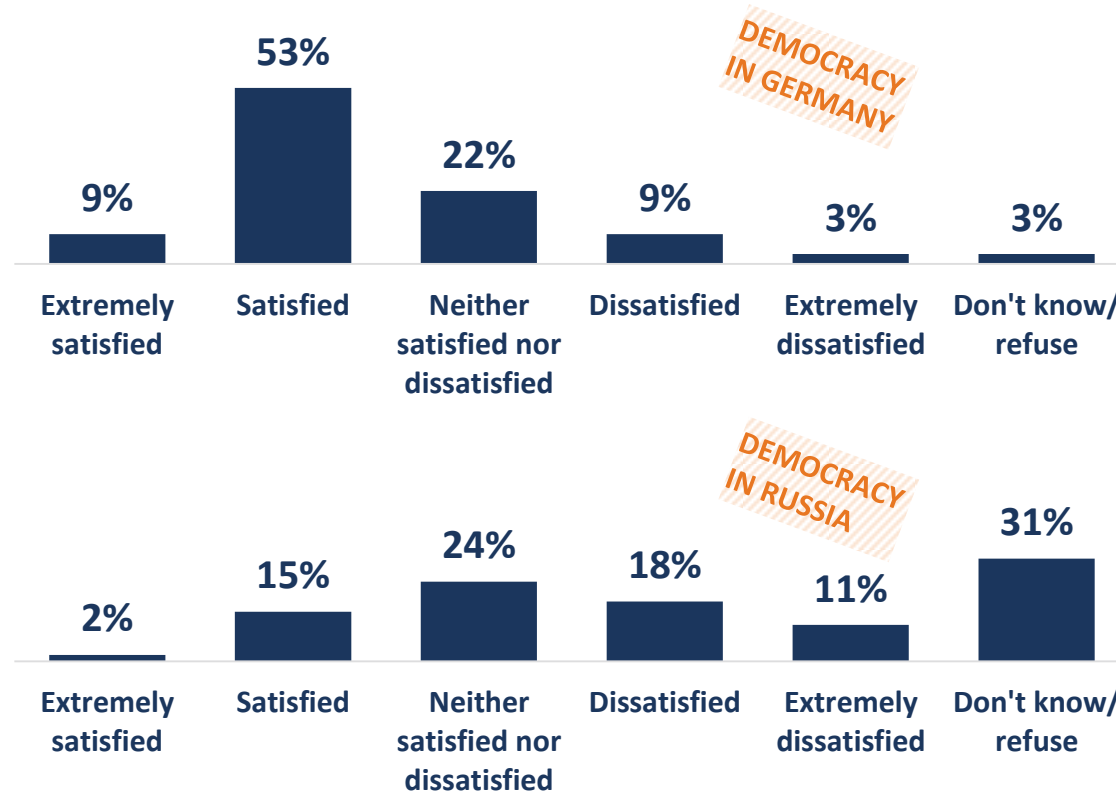
KEY FINDINGS

IMPORTANCE TO LIVE IN A DEMOCRACY



- (10) Very important - (8)
- (7) - (4)
- (3) - (1) Not important at all
- Don't know/ refuse

SATISFACTION WITH DEMOCRACY IN GERMANY AND RUSSIA



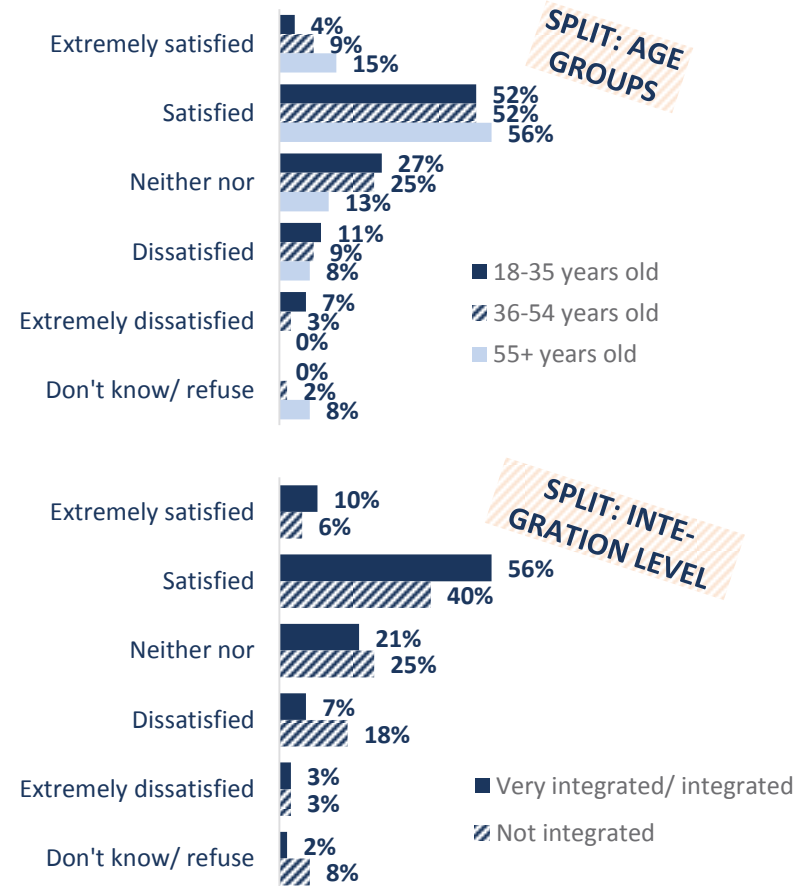
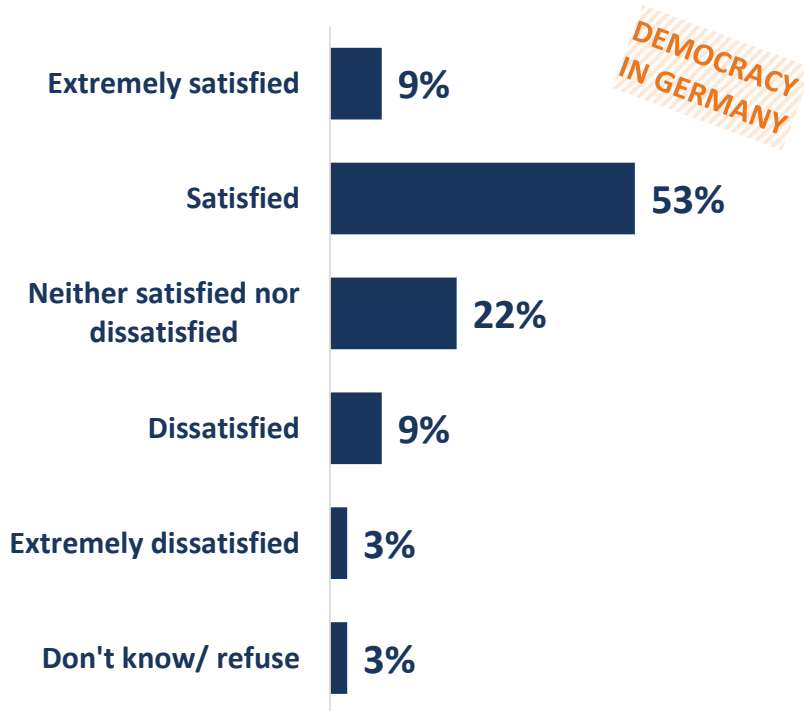
- ▶ For 84 percent it is important to live in a democracy.
- ▶ More than 60 percent are satisfied with democracy in Germany. Only 17 percent are satisfied with democracy in Russia.
- ▶ 29 percent of our respondents are dissatisfied with democracy in Russia.
- ▶ However, nearly one third are not confident to evaluate democracy in Russia.

EVALUATION OF DEMOCRACY IN GERMANY DEPENDS ON RESPONDENTS' AGE AND ON THE DEGREE OF INTEGRATION.

▶ DEMOCRACY IN GERMANY

KEY FINDINGS

SATISFACTION WITH DEMOCRACY IN GERMANY



▶ Older respondents are rating German democracy higher than younger respondent.

▶ Those who have a higher degree of integration are most likely to say they are satisfied with democracy in Germany.

EQUALITY BETWEEN WOMAN AND MEN IS THE MOST IMPORTANT CHARACTERISTIC OF DEMOCRACY.

▶ CHARACTERISTICS OF DEMOCRACY

KEY FINDINGS

IMPORTANCE OF CHARACTERISTICS OF DEMOCRACY

WOMEN HAVE EQUAL RIGHTS AS MEN



PEOPLE CHOOSE THEIR LEADERS IN FREE ELECTIONS



CIVIL RIGHTS PROTECT PEOPLE FROM STATE OPPRESSION



HAVING AN OPPOSITION THAT CAN FREELY EXPRESS ITS VIEWS



THE LEGAL SYSTEM SHOULD BE INDEPENDENT FROM THE GOVERNMENT



- (10) Very important - (8)
- (7) - (4)
- (3) - (1) Not important at all
- Don't know/ refuse

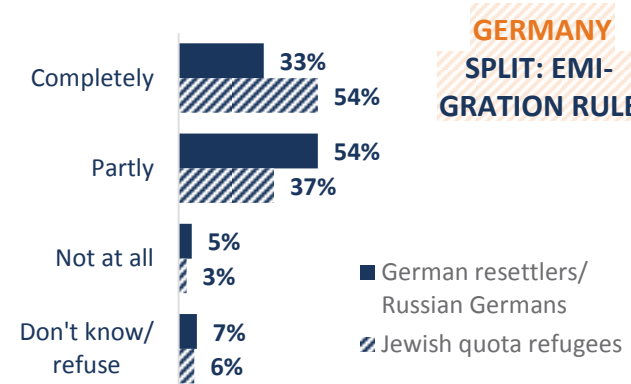
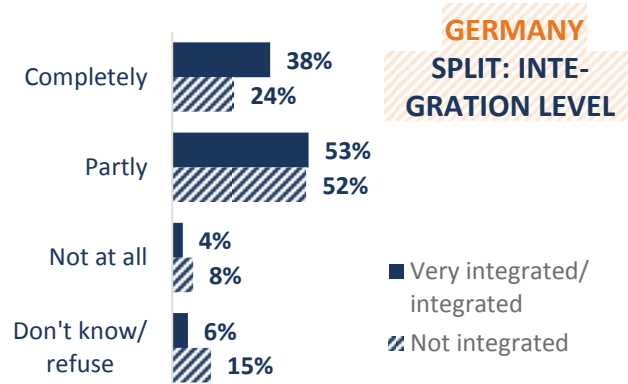
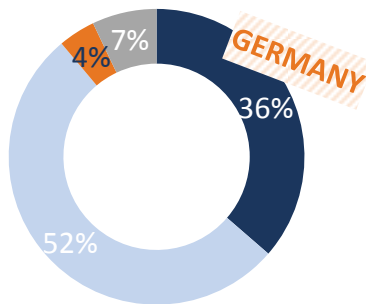
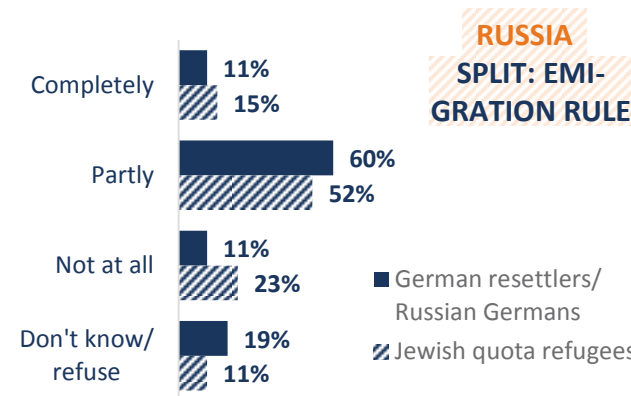
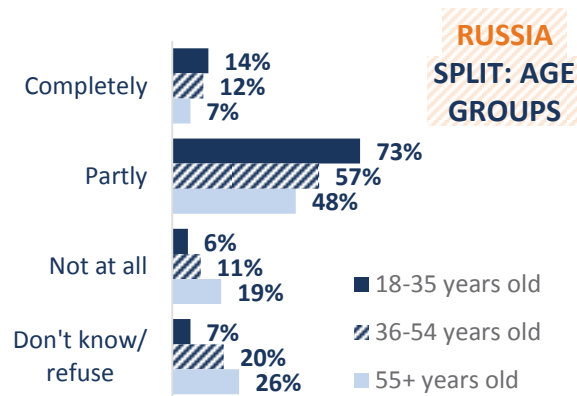
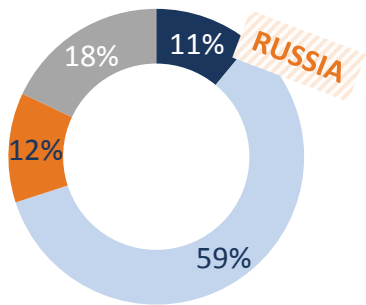
- ▶ All characteristic of democracy are important.
- ▶ Gender equality is considered to be the most important. 81 percent say that gender equality is important.
- ▶ An independent legal system is considered to be the least important characteristic of democracy.

COMPLIANCE WITH HUMAN RIGHTS IN GERMANY IS HIGHER THAN IN RUSSIA. RATINGS DEPEND ON AGE, DEGREE OF INTEGRATION AND IMMIGRATION RULE.

▶ HUMAN RIGHT

KEY FINDINGS

COMPLIANCE OF HUMAN RIGHT IN RUSSIA AND GERMANY



■ Completely
■ Partly
■ Not at all
■ Don't know/ refuse

- ▶ Of those asked, every third person believes that Germany adheres to human rights.
- ▶ Only every tenth person says the same about Russia.
- ▶ Older people and Jewish quota refugees are most likely to be critical about human rights in Russia.
- ▶ Respondents with a high degree of integration think most positively about human rights in Germany.

FOR MORE THAN EVERY FOURTH PERSON IT IS ACCEPTABLE THAT PERSONAL INFORMATION IS RETAINED IF THE POLITICAL LEADERSHIP IS CRITICIZED.

► SURVEILLANCE


KEY FINDINGS

SITUATION IN WHICH THE STATE SHOULD BE ALLOWED TO GATHER OR RETAIN PERSONAL INFORMATION


THE STATE SHOULD BE ALLOWED TO GATHER OR RETAIN PERSONAL INFORMATION FROM PEOPLE WHO ARE SUSPECTED EXTREMISTS



THE STATE SHOULD NEVER BE ALLOWED TO SECRETLY GATHER OR RETAIN ANY PERSONAL INFORMATION



THE STATE SHOULD BE ALLOWED TO GATHER OR RETAIN PERSONAL INFORMATION FROM PEOPLE WHO CRITICIZE THE POLITICAL LEADERSHIP



■ (1) Strongly agree
 ■ (2) Agree
 ■ (3) Neither nor
■ (4) Disagree
 ■ (5) Strongly disagree
 ■ Don't know/ refuse


- Three out of four accept the retention of personal information, if it will help to prevent extremism.
- 28 percent of respondents agree with retention of personal information, if the leadership is criticized.
- 37 percent of respondents disagree with the retention of personal information under all circumstances.

PEOPLE ARE MORE LIKELY TO SUPPORT THE RESTRICTION OF ONLINE CHILD-PORNOGRAPHY THAN WEBPAGES PROPAGATING TERRORISM.

▶ ACCESS TO WEBPAGES

SITUATIONS IN WHICH THE GOVERNMENT SHOULD BE ALLOWED TO RESTRICT THE ACCESS TO CERTAIN WEBSITES

PREVENT THE DISTRIBUTION OF CHILDREN PORNOGRAPHY



BLOCK THE SPREAD OF TERRORISM



BLOCK INFORMATION INCITING ETHNICAL AND RELIGIOUS HATRED



PROTECT SOMEONE'S PERSONAL PRIVACY



PREVENT THE SPREAD OF INFORMATION WHICH UNDERMINES THE GOVERNMENT



- (1) Always be allowed
- (2) Sometimes be allowed
- (3) Never be allowed
- Don't know/ refuse

KEY FINDINGS

- ▶ 90 percent support restricting access to certain webpages if this helps to prevent child-pornography.
- ▶ 81 percent of our respondents are in favor of restricting webpages in support of terrorism.
- ▶ One fifth thought it should always be allowed to restrict access to websites which undermine government. 29 percent thought this should never be allowed.

RUSSIAN FOREIGN AFFAIRS

RUSSIANS IN GERMANY

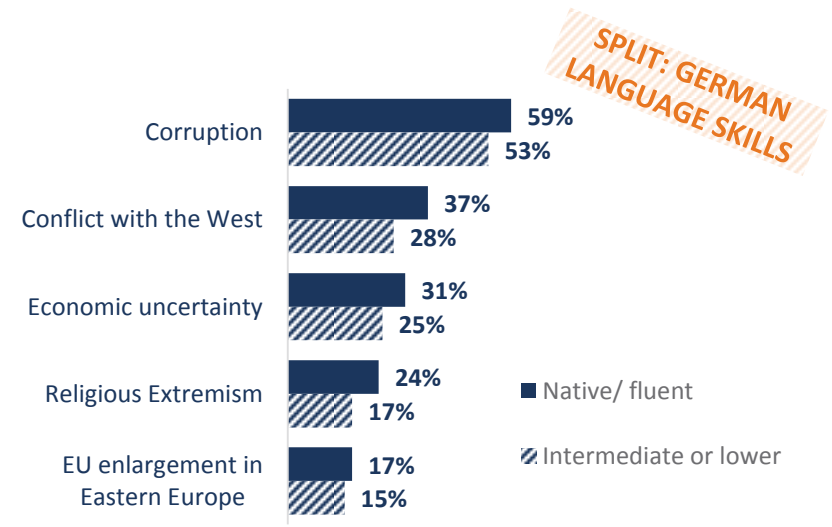
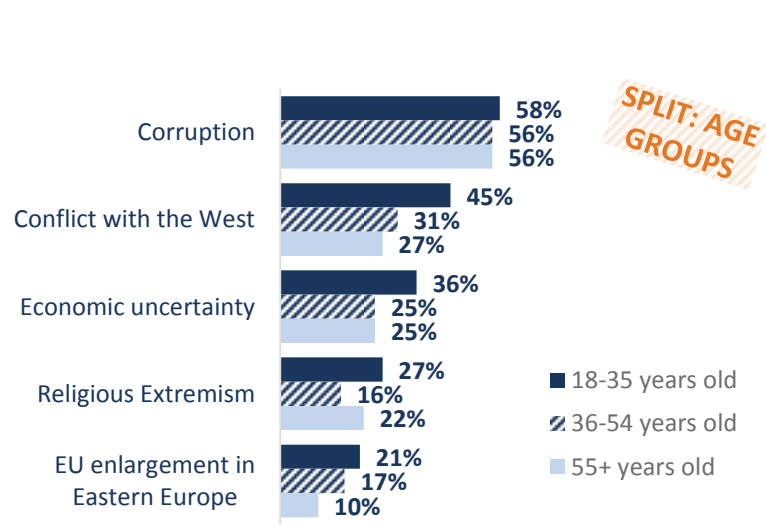
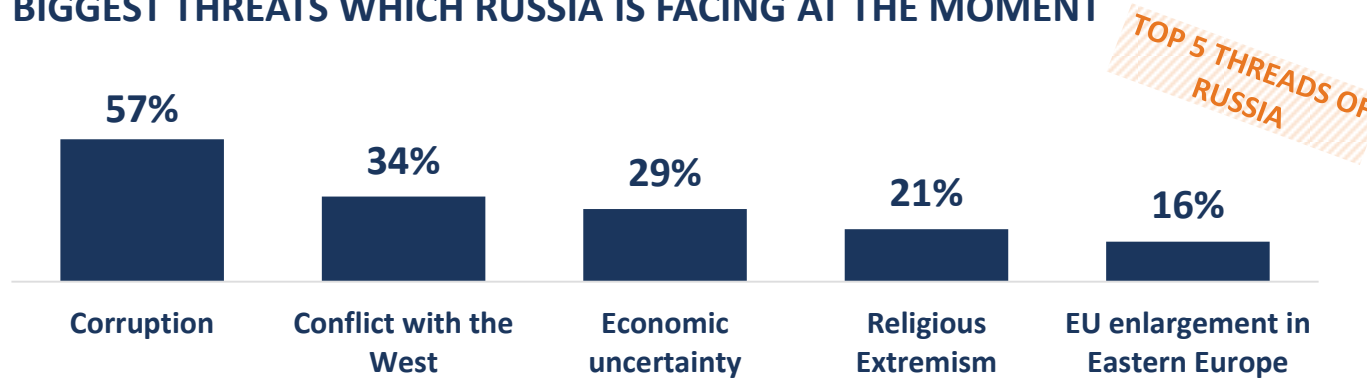


CORRUPTION IS THE BIGGEST THREAT TO RUSSIA. FOLLOWED BY CONFLICT WITH THE WEST.

▶ THREATS OF RUSSIA

KEY FINDINGS

BIGGEST THREATS WHICH RUSSIA IS FACING AT THE MOMENT



- ▶ 57 percent of our respondents say that corruption is the biggest threat to Russia.
- ▶ About every third respondent believes that conflict with the West is a real danger to Russian security.
- ▶ By contrast, EU enlargement is considered least threatening.
- ▶ For younger respondents “conflict with the West” and “economic uncertainty” are significant bigger threats than for older respondents.

A LARGE MAJORITY IS OF THE OPINION THAT RUSSIA SHOULD COOPERATE WITH THE WEST TO DEFEAT TERRORISM.

▶ RUSSIA EXTERNAL AFFAIRS 1/2

KEY FINDINGS

RUSSIA SHOULD COOPERATE WITH THE WEST TO DEFEAT TERRORISM



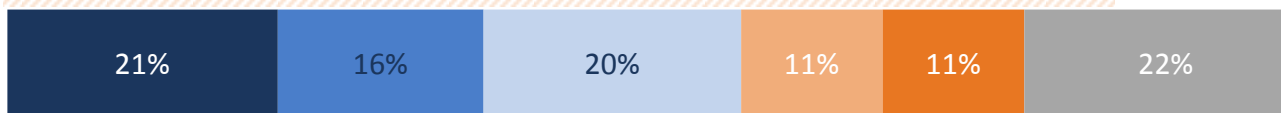
THE WEST REFERS WITH PREJUDICE TOWARDS RUSSIA



RUSSIA IS A SOURCE OF INTERNATIONAL POLITICAL STABILITY



RUSSIA SHOULD DO MORE TO PROTECT ETHNIC RUSSIANS LIVING OUTSIDE RUSSIA



■ (1) Strongly agree ■ (2) Agree ■ (3) Neither nor ■ (4) Disagree ■ (5) Strongly disagree ■ Don't know/ refuse


- ▶ 80 percent believe that the West and Russian should work together to defeat terrorism.
- ▶ More than half has the opinion that the West has prejudice towards Russia.
- ▶ 44 percent think that Russia is a source of international political stability.
- ▶ 37 percent of our respondents agree that Russia should do more to protect ethnic Russian living abroad.

MOST RESPONDENTS BELIEVE THAT RUSSIA SHOULD NOT INFLUENCE UKRAINIAN AFFAIRS.


▶ RUSSIA EXTERNAL AFFAIRS 2/2

KEY FINDINGS


RUSSIA SHOULD PURSUE ITS NATIONAL INTEREST EVEN IF THIS IS IN CONFLICT WITH THE INTEREST OF OTHER COUNTRIES



RUSSIAN GOVERNMENT IS RATHER CONCENTRATED ON EXTERNAL POLITICS THAN INTERNAL PROBLEMS



RUSSIA SHOULD INVEST MORE INTO ITS ARMED FORCES TO FACE CURRENT SECURITY RISKS



RUSSIA HAS THE RIGHT TO INFLUENCE EXTERNAL AND INTERNAL DECISIONS IN UKRAINE



■ (1) Strongly agree ■ (2) Agree ■ (3) Neither nor ■ (4) Disagree ■ (5) Strongly disagree ■ Don't know/ refuse

- ▶ One third thinks, that Russia should pursue it's interests even if they are in conflict with the interests of other countries.
- ▶ 31 percent believe that Russia is too focused on external politics.
- ▶ 22 percent suggest that Russia should invest more in its armed forces.
- ▶ 42 percent believe that Russia should not intervene in Ukrainian affairs but 14 percent believe it should do so.

ATTITUDES TOWARDS EUROPE

RUSSIANS IN GERMANY

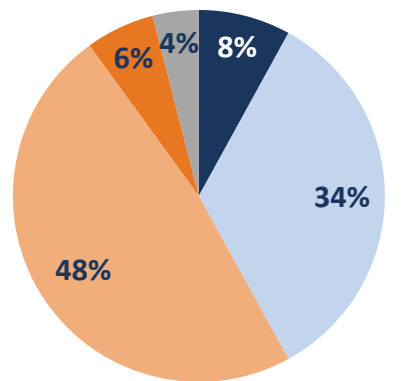


KNOWLEDGE ABOUT THE EU IS LIMITED. GERMANY SHOULD STAY IN THE EU.

▶ KNOWLEDGE ABOUT EU AND GERMANY'S LONG-TERM STRATEGY

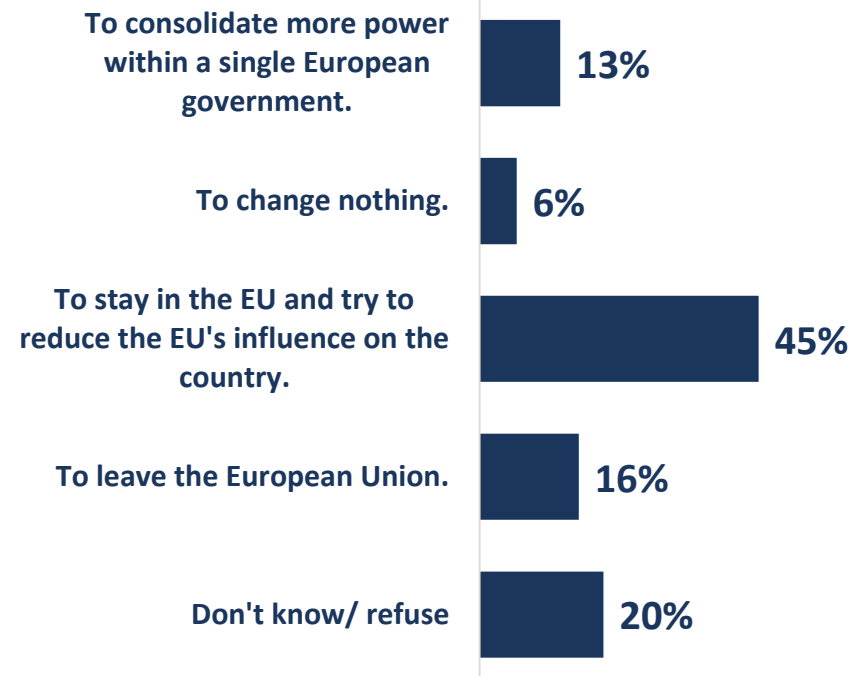
KEY FINDINGS

KNOWLEDGE ABOUT THE EUROPEAN UNION



- A great deal
- A fair amount
- Not very much
- Nothing at all
- Don't know/ refuse

GERMANY'S LONG-TERM STRATEGY



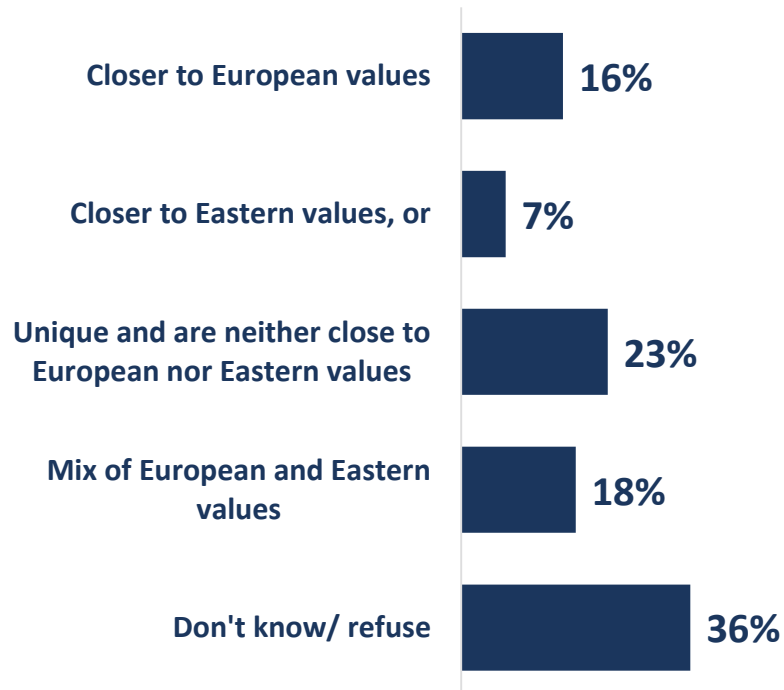
- ▶ More than half of our respondents have very limited knowledge about the EU.
- ▶ 45 percent have the opinion that Germany should stay in the EU. However the same respondents also wish to reduce the EU's influence.
- ▶ 13 percent would consolidate more power within a single EU government, while only 16 percent wish to leave the EU.

MEANING OF RUSSIAN VALUES IS AMBIGUOUS BUT APPROXIMATELY EVERY FOURTH PERSON THINKS THEY ARE UNIQUE.

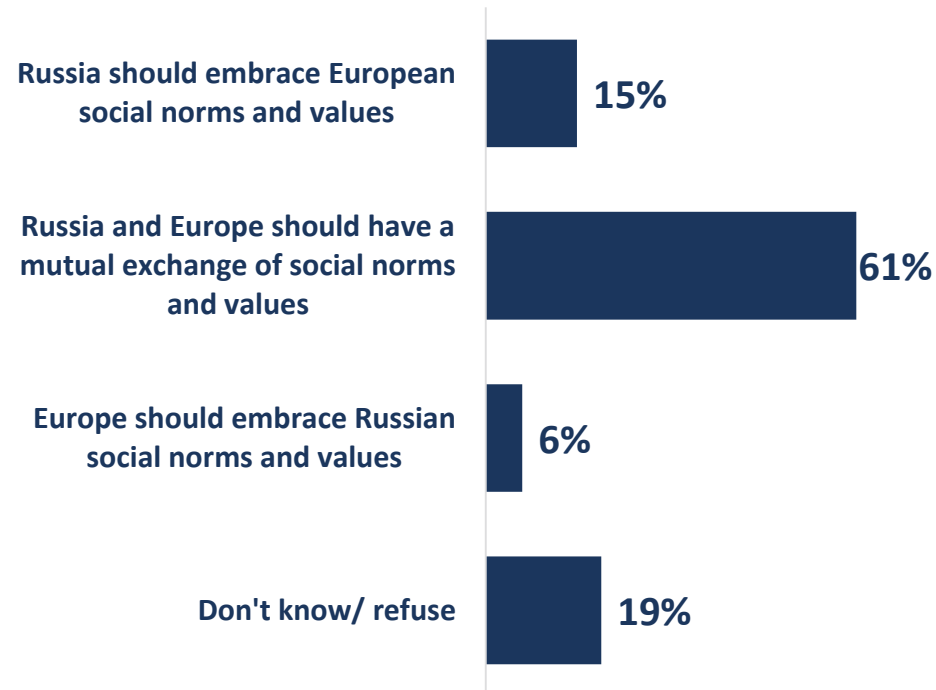
▶ RUSSIAN VALUES

KEY FINDINGS

VALUES IN RUSSIA



SHOULD VALUES IN RUSSIA BE CHANGED?



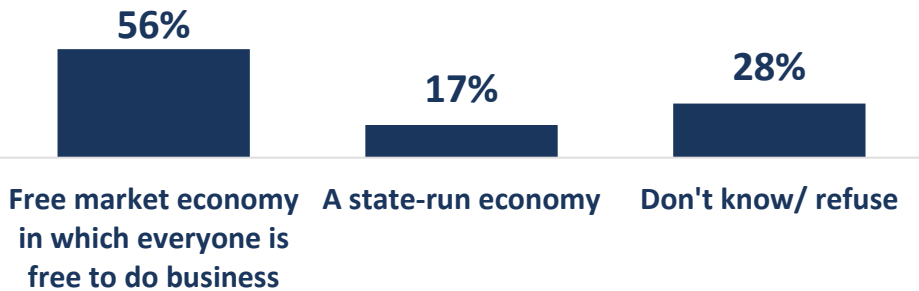
- ▶ Close to one quarter believes that Russian values are unique.
- ▶ 18 percent say that Russian values are based on a mix of European and Eastern influences.
- ▶ 16 percent believe that Russian values are close to European values.
- ▶ The majority of respondents (61 percent) say that Russia and Europe should have a common ground for social norms and values.

THE FREE MARKET ECONOMY IS SEEN TO BE THE MOST EFFECTIVE ONE.

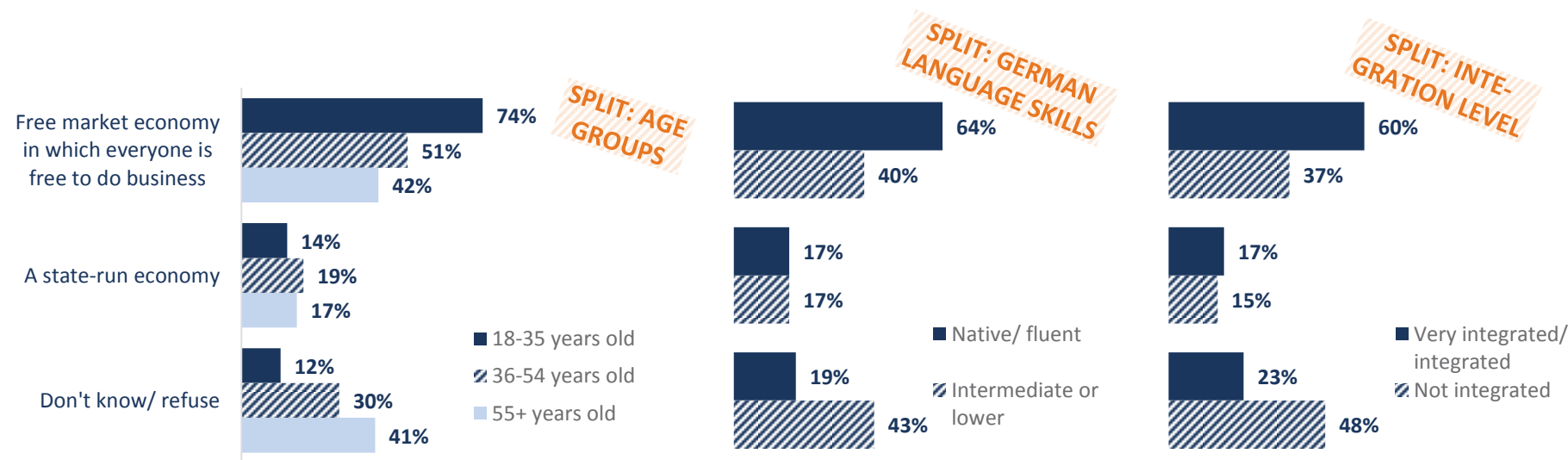
ECONOMIC MODELS

KEY FINDINGS

MOST EFFECTIVE ECONOMIC MODELS



- ▶ 56 percent think that a free market economy is the most effective economic model.
- ▶ 17 percent believe that a state-run economy is the most effective model.
- ▶ The level of agreement depends on respondents' age. 74 percent of people age 18 to 35 years believe in a free market economy, while only 42 percent of the 55+ year olds believe the same.



ATTITUDES TO MINORITY GROUPS

RUSSIANS IN GERMANY



BORDERS SHOULD BE CLOSED TO REFUGEES.

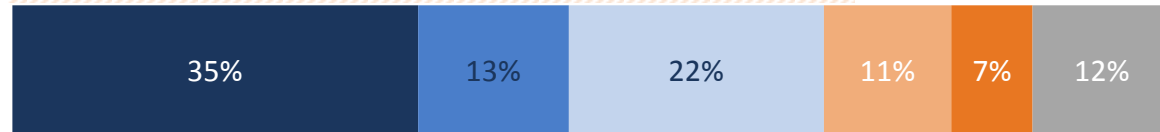
▶ EUROPEAN REFUGEE CRISIS

KEY FINDINGS


THERE ARE TERRORISTS PRETENDING TO BE REFUGEES WHO WILL ENTER EUROPE TO CAUSE VIOLENCE AND DESTRUCTION



GERMANY MUST CLOSE ITS BORDERS TO REFUGEES ENTIRELY-IT CAN'T ACCEPT ANY AT THIS TIME



I'M CONFIDENT THAT MOST REFUGEES WHO COME TO EUROPE CAN SUCCESSFULLY INTEGRATE INTO THEIR NEW SOCIETY



■ (1) Strongly agree ■ (2) Agree ■ (3) Neither nor
■ (4) Disagree ■ (5) Strongly disagree ■ Don't know/ refuse

- ▶ 72 percent believe that terrorist pretend to be refugees.
- ▶ 48 percent say that Germany should close its borders to refugees. In contrast, only 18 percent think borders should stay open.
- ▶ 43 percent believe that refugees can not be integrated in German society.

RESPONDENTS BELIEVE THAT THERE IS A LINK BETWEEN IMMIGRANTS AND CRIME.

▶ IMMIGRANTS

KEY FINDINGS

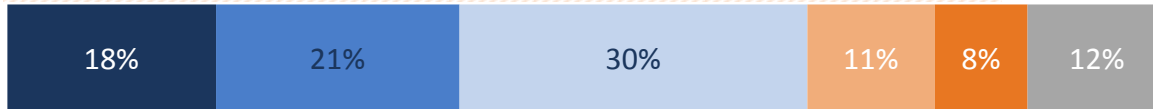
IMMIGRANTS MAKE CRIME PROBLEMS WORSE




IMMIGRANTS COULD ENRICH THE CULTURE OF THE COUNTRY



IMMIGRANTS DO THE HARD AND UNPLEASANT WORK FOR THE COUNTRY



IMMIGRANTS TAKE JOBS AWAY FROM NATIVES IN A COUNTRY



■ (1) Strongly agree
 ■ (2) Agree
 ■ (3) Neither nor
■ (4) Disagree
 ■ (5) Strongly disagree
 ■ Don't know/ refuse

- ▶ 50 percent believe that immigrants make crime problems worse.
- ▶ Nearly 40 percent think that immigrations will enrich German culture.
- ▶ Only 16 percent suggest that immigrants take away jobs from natives while 53 percent think the opposite.
- ▶ 39 percent believe that immigrants do the hard and unpleasant work.

MORE THAN THREE OF FOUR DO NOT HAVE A PROBLEM LIVING NEXT TO MUSLIMS.

ACCEPTANCE OF DIFFERENT SOCIAL GROUPS

KEY FINDINGS

COULD YOU ACCEPT LIVING NEXT TO MEMBERS OF THE FOLLOWING SOCIAL GROUPS?

PEOPLE WHO ARE MUSLIMS



IMMIGRANTS/ FOREIGN WORKERS



HOMOSEXUALS



HEAVY DRINKERS

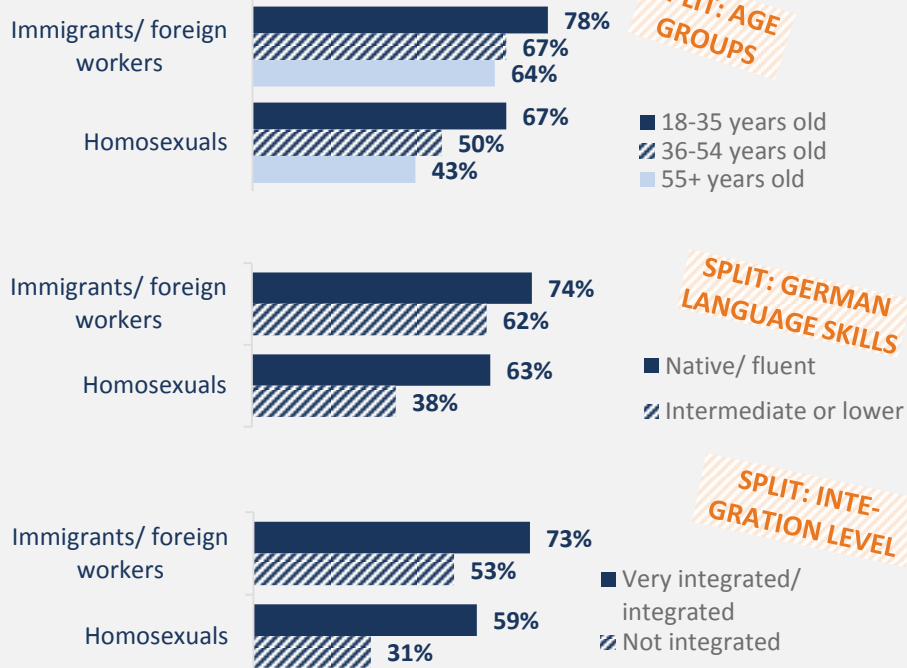


DRUG ADDICTS



■ (1) Acceptable ■ (2) not acceptable ■ Don't know/ refuse

ANSWER OPTION ACCEPTABLE



SPLIT: AGE GROUPS

SPLIT: GERMAN LANGUAGE SKILLS

SPLIT: INTEGRATION LEVEL

- ▶ 76 percent of our respondents accept Muslims as neighbors.
- ▶ 70 percent accept immigrants as neighbors.
- ▶ Only 41 percent say that they have no problem to live next to homosexuals.
- ▶ Young respondents, respondents with good German skills and respondents with a high level of integration are most likely to accept minority groups as neighbors.